

Technical sheet :

160 ATJ

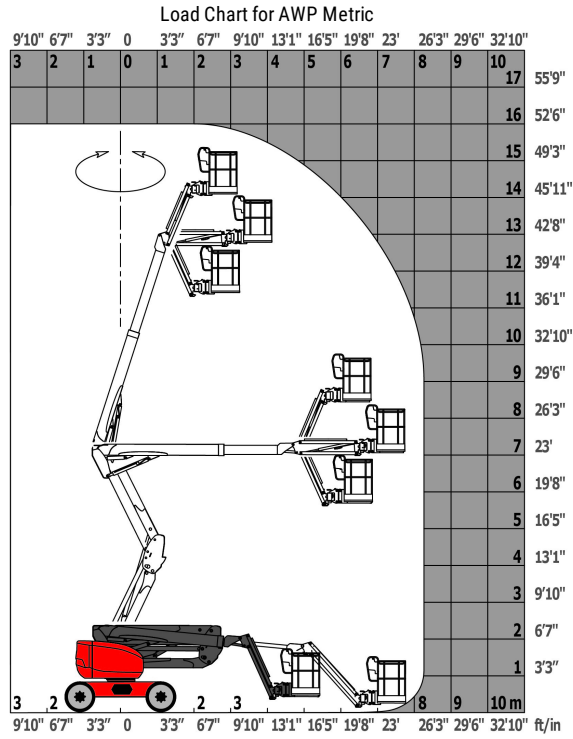


Capacities		Metric	Imperial
Working height	h21	16.02 m	52 ft 7 in
Platform height	h7	14.02 m	46 ft
Max. outreach	r1	8.3 m	27 ft 3 in
Overhang	h31	7.38 m	24 ft 3 in
Pendular arm rotation (bottom)		+59.5 °	+59.5 °
Platform capacity	Q	230 kg	507 lbs
Turret rotation		350 °	350 °
Platform rotation (right / left)		90 ° / 90 °	90 ° / 90 °
Number of people (inside / outside)		2 / 2	2 / 2
Weight and dimensions			
Platform weight*		6118 kg	13488 lbs
Platform dimensions (length x width)	lp / ep	1.8 m x 0.8 m	5 ft 11 in x 2 ft 7 in
Overall width	b1	2.32 m	7 ft 7 in
Overall length	l1	6.68 m	21 ft 11 in
Overall height	h17	2.37 m	7 ft 9 in
Overall length (stowed)	l9	4.44 m	14 ft 7 in
Overall height (stowed)	h18	2.63 m	8 ft 8 in
Floor height (access)	h20	0.4 m	1 ft 4 in
Counterweight offset (turret at 90°)	a7	0.22 m	9 in
Internal turning radius (over tyres)	b13	1.39 m	4 ft 7 in
External turning radius	Wa3	3.75 m	12 ft 4 in
Ground clearance at centre of wheelbase	m2	0.36 m	1 ft 2 in
Wheelbase	y	2.2 m	7 ft 3 in
Performances			
Drive speed - stowed		5 km/h	3.1 mph
Drive speed - raised		1 km/h	0.6 mph
Gradeability		45 %	45 %
Permissible leveling		5 °	5 °
Wheels			
Tyres type		Foam-filled	Foam-filled
Drive wheels (front / rear)		2 / 2	2 / 2
Steering wheels (front / rear)		2 / 2	2 / 2
Braking wheels (front / rear)		0 / 2	0 / 2
Engine/Battery			
Engine brand / model		Kubota - D1105-E4B	Kubota - D1105-E4B
I.C. Engine power rating / Power (kW)		24.5 Hp / 18.5 kW	24.5 Hp / 18.5 kW
Miscellaneous			
Ground Pressure		11.6 daN/cm ²	168.24 PSI
Hydraulic Pressure		340 Bar	23 PSI
Hydraulic tank capacity		54 l	14.27 US gal
Fuel tank		52 l	13.74 US gal
Sound level at platform		105 dB(A)	105 dB(A)
Noise to environment (LwA)		< 105 dB(A)	< 105 dB(A)
Daily consumption **		4.09 l	1.08 US gal
Standards compliance			
This machine is in compliance with:		European directives: 2006/42/EC- Machinery (revised EN280:2013) - 2004/108/EC (EMC) - 2006/95/EC (Low voltage)	European directives: 2006/42/EC- Machinery (revised EN280:2013) - 2004/108/EC (EMC) - 2006/95/EC (Low voltage)

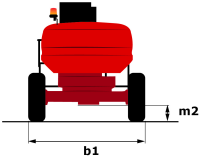
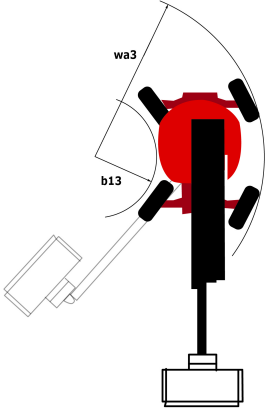
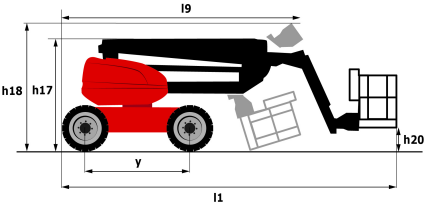
*Varies according to options and standards of the country to which the machine is delivered

** According to "REDUCE cycle"

Load chart



Dimensional drawing




Equipment

Standard

220V predisposition in the platform
4 simultaneous movements
4 wheel drive
4 wheel steer with crab mode
Audible alarm and illuminated indicator lamp (leveling, overload, lowering)
Backup electrical pump
Basket 1,800 mm
CAN bus technology
Dead man pedal
Differential locking on rear axle
Easy Manager
Emergency stop button in platform and on frame
Front axle with limited slip
Fuel gauge with low level indicator
Fully galvanized basket with demountable floor
Horn in the platform
Hour meter
Leveling unlocking
Load sensing pump
Oscillating front axle
Steer and rotate
Stop & Go system

Optional

18" tyres
Air predisposition
Battery charger
Battery cut-off
Beep on every movement
Beep upon travel
Biodegradable oil
Catalytic cleaner
Coded anti-start
Continuous turret rotation
Extreme cold oil
Fully galvanized basket 1800mm with lateral door
Galvanized basket 2,100 mm
Highly capacity battery
Lockable fuel cap
Onboard generator (3,5 or 5 kW)
Personalized paintwork
SPS : Secondary protection system
Safety harness
Spark arrester
Water heater
Water predisposition
Working headlight in platform



Siège Social

430 rue de l'Aubinière - 44150 Ancenis Cedex - France

Tel: +33(0)2 40 09 10 11 - Fax: +33 (0)2 40 09 10 97

www.manitou.com



This brochure describes versions and configuration options for Manitou products which may be fitted with different equipment. The equipment described in this brochure may be standard, optional or not available depending on version. Manitou reserves the right to change the specifications shown and described at any time and without prior warning. The manufacturer is not liable for the specifications given. For more information, contact your Manitou dealer. Non-contractual document. Product descriptions may differ from actual products. List of specifications is not comprehensive. The logos and visual identity of the company are the property of Manitou and may not be used without authorisation. All rights reserved. The photos and diagrams contained in this brochure are provided for information only.

MANITOU BF SA - Limited company with board of directors - Share capital: 39,668,399 euros - 857 802 508 RCS Nantes